



TATTON
TV & FILM



TATTON
STUDIOS











ANCILLARY

- ① MAIN SHOWGROUNDS 1, 2, 3 AND 4
- ② HELICOPTER GRASS LANDING
- ③ NORTH RANGE WORKSPACE / PRODUCTION OFFICES BASE)
- ④ NORTH RANGE PARKING 100 CAR CAPACITY
- ⑤ ASHLEY HALL AND GARDENS
- ⑥ NORTH LODGE MAIN ENTRANCE, WA13 3QA
- ⑦ ASHLEY MILL LANE SHOWGROUND EXIT/ENTRANCE, WA12 3PT
- ⑧ SOUTH LODGE ALTERNATIVE ENTRANCE, WA14 3QE
- ⑨ WOODLAND PARKING

THE BARNES

- ⑩ THE CHILLER BARN PROP STORE
- ⑪ THE RECORDS BARN LOCATION BUDDHA
- ⑫ THE GRAIN BARN LOCATION BUDDHA
- ⑬ THE POTATO BARN STUDIO 1 - 8,183 SQ FT (781.18 SQ M)
- ⑭ THE BARLEY BARN STUDIO 2 - 8,497 SQ FT (786.63 SQ M)
- ⑮ THE SEED BARN GREEN SCREEN STUDIO - 3,441 SQ FT (319.7 SQ M)

DISTANCES

 MANCHESTER AIRPORT - 15 MINS	 ASHLEY - 2 MINS
 MANCHESTER PICCADILLY - 25 MINS	 HALE - 15 MINS
 CHESTER - 30 MINS	 ALTRINCHAM TRAM STATION - 15 MINS
 KNUTSFORD - 10 MINS	 LOCAL TAXI SERVICE - PASSENGER CARS 0161 928 1111

DRIVING | SAT NAV: WA14 3PZ

FROM MANCHESTER AIRPORT

(APPROXIMATELY 4 MILES)

- Leave the airport via Thorley Lane.
- Take the first right, this is a continuation of Thorley Lane.
- Take the first left, onto Shay Lane.
- Follow the road to the end. At the T Junction, turn right onto Hale Road.
- Take the fourth left, at the cross roads, onto Park Road.
- Follow the road to end. At the T Junction, turn right onto the B5162.
- You will shortly come to a crossroads. Turn left onto Ashley Road.
- Follow the road for 2 minutes, crossing over a small river.
- You will see the large white gates to Tatton Studios, at Ashley Hall, on your right, on a large bend.

FROM HALE

(APPROXIMATELY 1 MILE)

- Drive out of Hale, on Ashley Road, heading south.
- Follow the road for 2 minutes, crossing over a small river.
- You will see the large white gates to Tatton Studios, at Ashley Hall, on your right, on a large bend.

FROM M6 JUNCTION19/KNUTSFORD

(APPROXIMATELY 5 MILES)

- Leave the airport via Thorley Lane.
- Take the first right, this is a continuation of Thorley Lane.
- Take the first left, onto Shay Lane.
- Follow the road to the end. At the T Junction, turn right onto Hale Road.
- Take the fourth left, at the cross roads, onto Park Road.
- Follow the road to end. At the T Junction, turn right onto the B5162.
- You will shortly come to a crossroads. Turn left onto Ashley Road.
- Follow the road for 2 minutes, crossing over a small river.
- You will see the large white gates to Tatton Studios, at Ashley Hall, on your right, on a large bend.

Please drive through the gates. After 100m you will see a large car park on your right, please park here. The North Range is the long building along the top of the car park.

